






Location:

SYMMONS® Winslet®

the smart choice™

5105-TRM, 5105TRMTC
Shower/Hand Shower Trim
Specification Submittal



Feature Highlights	Options/Modifications
<ul style="list-style-type: none"> Winslet Shower/Hand Shower Trim Requires Temptrol® Pressure Balancing Shower Valve Requires Symmons Dual Outlet Diverter Valve Metal lever handles Cradle for hand shower wand Dual checks for backflow protection 60" flexible metal hose 1mode hand shower wand 1 mode showerhead 2.5 gpm (9.5 L/min) flow restrictors Tub spout not included Components shall be metal and nonmetallic construction, plated in standard Polished Chrome finish Available with TA-10 flow control spindle and T-12A cap assembly for Temptrol valve bodies installed with Test Cap (order p/n 5105TRMTC) For optional in-line vacuum breaker order p/n EF-109 	<ul style="list-style-type: none"> <input type="checkbox"/> -1.5  1.5 gpm (5.7 L/min) flow restrictor <input type="checkbox"/> -2.0 2.0 gpm (7.6 L/min) flow restrictor <input type="checkbox"/> -72 72" hose in place of 60" hose <input type="checkbox"/> -ADACHS ADA hand shower wand (chrome) <input type="checkbox"/> -ADAHS ADA hand shower wand (white) <input type="checkbox"/> -H321-V 1 mode hand shower unit with slide bar <input type="checkbox"/> -H323-V 3 mode hand shower unit with slide bar <input type="checkbox"/> -H323-V-48 3 mode hand shower unit with 48" slide bar <input type="checkbox"/> -H3524 24" decorative slide/grab bar with ADA wand <input type="checkbox"/> -H3536 36" decorative slide/grab bar with ADA wand <input type="checkbox"/> -H521-V 30" slide bar in place of wall cradle <input type="checkbox"/> -L1 Less showerhead <input type="checkbox"/> -L2 Less hand shower wand <input type="checkbox"/> -L3 Less showerhead & hand shower wand <input type="checkbox"/> -LP  Loop handle <input type="checkbox"/> -QD Quick-disconnect on hand shower units <input type="checkbox"/> -R 60" white vinyl hose in place of 60" metal hose <input type="checkbox"/> -REB Rebuild trim kit, includes TA-10 and TA-4 <input type="checkbox"/> -T724 24" slide bar/grab bar with ADA wand <input type="checkbox"/> -T736 36" slide bar/grab bar with ADA wand <input type="checkbox"/> -T748 48" slide bar/grab bar with ADA wand <input type="checkbox"/> -VB Elevated vacuum breaker <input type="checkbox"/> -VP Vandal resistant escutcheon screws in place of standard screws <input type="checkbox"/> -STN Satin Nickel finish <p>Note: Append appropriate -suffix to model number.</p>
<h3>Model Numbers</h3> <ul style="list-style-type: none"> <input type="checkbox"/> 5105-TRM Shower/Hand Shower Trim, Temptrol Pressure Balancing Shower Valve and Symmons Dual Outlet Diverter valve ordered separately <input type="checkbox"/> 5105TRMTC Shower/Hand Shower Trim with TA-10 flow control spindle and T-12A cap assembly, must order Temptrol valve with Test Cap 	
<h3>Compliance</h3> <ul style="list-style-type: none"> ASME A112.18.1/CSA B125.1 	
<h3>Warranty</h3> <p>Limited Lifetime - to the original end purchaser in consumer/residential installations. 5 Years - for industrial/commercial installations. Refer to www.symmons.com/warranty for complete warranty information. Go to www.symmons.com/register to register your Symmons product.</p>	

